

# AD-AWARE

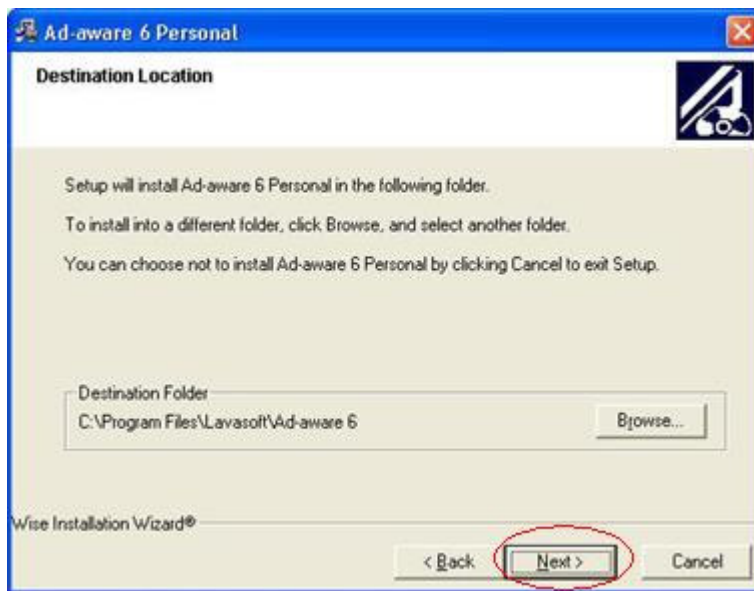
1) TO DOWNLOAD THIS PROGRAM OPEN YOUR INTERNET BROWSER TO  
FTP://FTP.RFNOW.COM/AD-AWARE%206/AAWSEPERSONAL.EXE. THEN CLICK OPEN TO  
INSTALL THE PROGRAM.



3) CLICK NEXT AT THE WELCOME SCREEN TO CONTINUE.



4) CLICK NEXT TO INSTALL THE PROGRAM TO THE DEFAULT DESTINATION FOLDER.



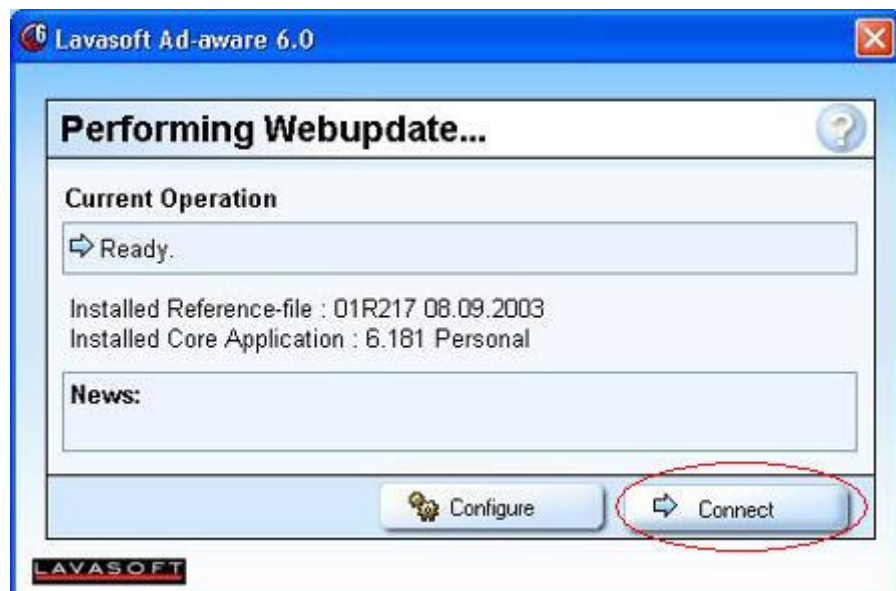
5) WHEN THE INSTALL IS COMPLETE CLICK FINISH BUTTON.



6) TO RUN THE PROGRAM DOUBLE-CLICK ON THE AD-AWARE 6 SHORTCUT LOCATED ON YOUR DESKTOP. NOW CLICK ON "CHECK FOR UPDATES NOW".



7) CLICK ON CONNECT TO CONNECT TO AD-WARE'S SERVER TO CHECK FOR UPDATES.



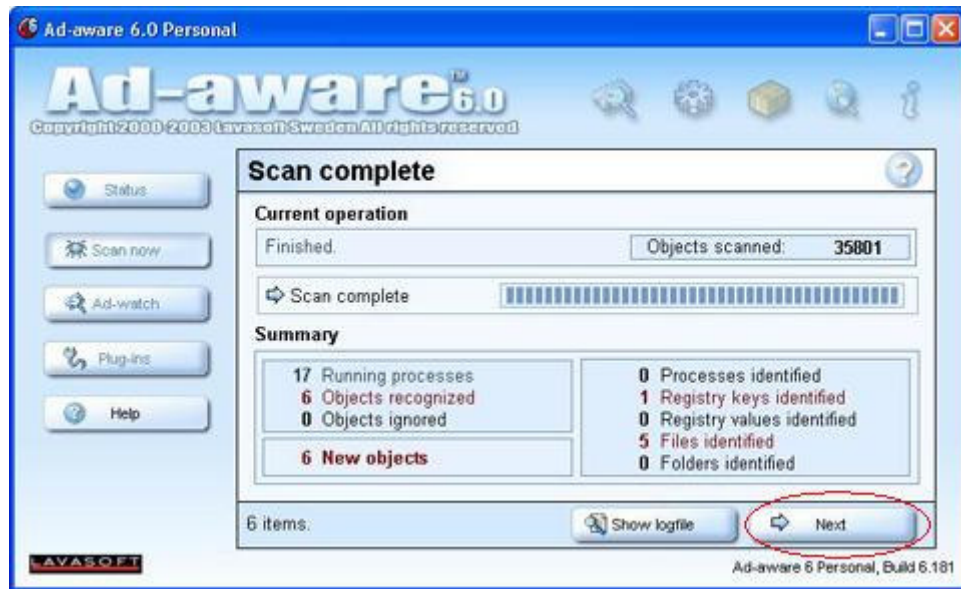
8) CLICK ON THE OK BUTTON TO DOWNLOAD AND INSTALL THE UPDATE.



9) NOW THAT YOU HAVE THE LATEST UPDATE YOU CAN NOW SCAN YOUR COMPUTER FOR ALL THOSE NASTY AD VIRUSES/TROJANS. TO DO THAT CLICK ON THE START BUTTON TO SCAN YOUR COMPUTER. CLICK THE NEXT BUTTON AT THE NEXT SCREEN TO PERFORM A SMART SCAN.



10) WHEN THE SCAN IS COMPLETE CLICK ON THE NEXT BUTTON TO REMOVE THE OBJECTS FOUND.



11) THAT'S IT! YOU MAY NOW CLOSE THE AD-AWARE PROGRAM.